



DESIGN GUIDE

NORMAN[®]

SHUTTERS. BLINDS. SHADES.



Quality isn't just a Catchphrase It's Our Heritage

With over 40 years of excellence in crafting fine window furnishings, Norman®'s quality has made it famous. It's what drives Norman® to innovate. And why you can see it in every detail. Few companies will farm their own wood, make their own components, or weave

their own cords. At Norman®, everything matters. And anything is possible.

Norman® strives to exceed the highest industry standards. That's why Norman® is focused on leading the industry in quality,

service, selection and value. From patented performance and safety enhancing components, to award-winning product designs, to socially responsible processes in manufacturing and forestry, Norman® has a history of defining the future.



Safety First

At Norman®, product safety is the cornerstone of everything we build. As an active participant in the WCMA “Best for Kids” certification program, all Norman® window furnishings with the “Best for Kids” designation have been rigorously tested. Moreover, all Norman® products are free from lead and soluble heavy metals such as cadmium and arsenic. They also meet or exceed international standards for off-gassing of harmful chemicals.



TOP 10 REASONS WHY...

1 REINFORCED ENGINEERED STILES

Multiple layers of wood are bonded together. The proprietary process strengthens the stile core while providing a lifetime of durability and stability.

4 RECESSED MAGNETS

Recessed magnets are embedded into each stile to eliminate the gap between the shutter panel and shutter frame, and to create a simple and clean look from any angle.

7 SUPERIOR FINISHING

Includes multiple hand sanding and finishing sequences for a richer and lustrous finish. In Woodlore®, the polypropylene coating is medical grade for safety and resists fading, chipping and peeling while it performs well under UV exposure.

2 MORTISE AND TENON JOINERY

Found in heirloom furniture, our mortise and tenon joints will help your shutters withstand decades of shear stress and racking forces.

5 INVISIBLETILT™

Tilts louvers like magic with no tilt rod at all. The gear driven system is built into each stile, and tilts louvers flawlessly with precision tight control.

8 PRESCRIPTION WOOD CONDITIONING®

The wood shutter's moisture level is customized to its final destination. The unique drying process helps reduce post-installation shrinking and swelling.

3 QUARTER SAWN WOOD LOUVERS

Not the cheap flat-sawn louvers seen in regular wood shutters, quarter sawn louvers have a tighter grain — for more resistance to cupping, twisting and warping.

6 DECORATIVE ACCESSORIES

Decorative accessories to meet every need, including panel pulls, panel locks and hinges in various finishes.

9 ENVIRONMENTALLY FRIENDLY

We use the highest grade eco-conscious composite wood, along with sustainably sourced timber. From our forests to your windows.

10 NO QUESTIONS ASKED WARRANTY*

Dependable and high quality, Norman® window furnishings are covered by a comprehensive warranty for extra peace of mind.

**See official No Questions Asked warranty policy for details*

NORMAN[®] IS THE GOLD STANDARD IN SHUTTERS.



INVISIBLETILT™



PerfectTilt™ Shutter

THE GOLD STANDARD IN MOTORIZATION

Put the power to command a house full of shutters in the palm of your hands. The PerfectTilt™ App tracks battery power, and when paired with the hub option, it enables control through iPhone or iPad. The ultimate in seamless and effortless control, PerfectTilt™ includes an auto switch feature that changes tilt methods automatically. Go from iPhone/iPad tilt to manual hand tilt to tilt with the premium-metal remote control featuring dial adjustment. There is no need to flip any extra switches or to take any extra steps. Plus, the optional repeater increases signal range for reliable control on large-scale compounds.

Enjoy breathtaking shutter automation with the backlit remote that's magnet mountable. Control a single shutter, a room of shutters, or every shutter in your house – exactly how you want it. PerfectTilt™'s module units are moisture resistant and are powered by 18650 Lithium-ion batteries, which can last up to a full year on a single charge via USB connector. Each shutter also includes a solar panel to extend battery life, sometimes for years on a single charge when installed in exceptionally sunny locations – for the ultimate in energy efficiency. Plus, get extra child and pet safety with the built-in sensor that stops louver rotation when needed.



*The technologies in PerfectTilt™'s module unit, remote control and docking device are covered by one or more patents pending. Go to **NORMANUSA.COM** for detailed listing of patents by product line.*



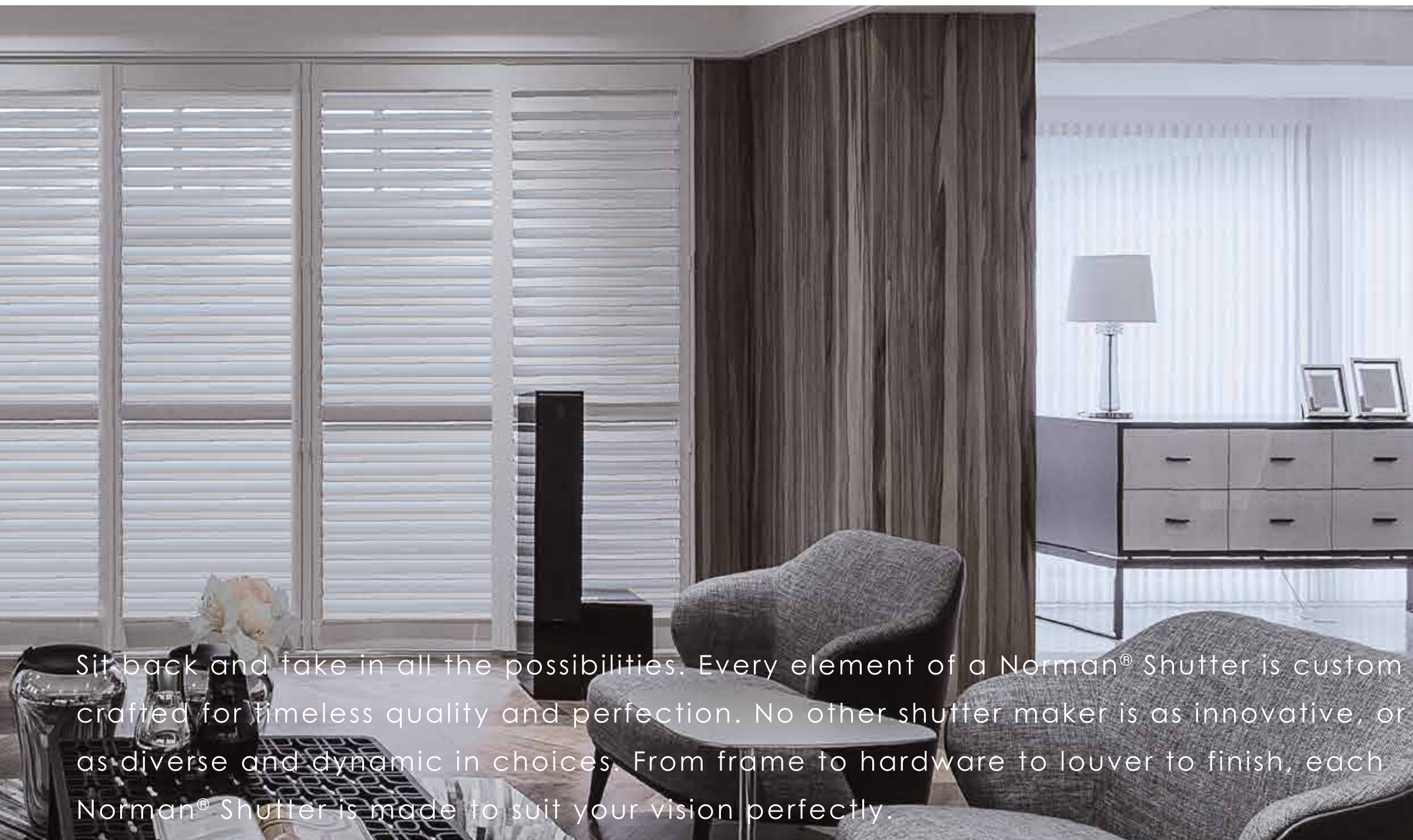
HOME AUTOMATION WITH **FLAIR!**

- ✓ iPhone and iPad control with hub (optional)
- ✓ Quick response to tilt commands
- ✓ 8 pre-programmed louver positions and one custom position with remote. Over 30 custom louver positions with dial
- ✓ Louvers can be tilted by hand, remote or app (via hub) without neither the need for flipping switches nor the risk of damage because of incorrect switch settings
- ✓ Two long-lasting rechargeable 18650 Lithium-ion batteries per module unit last up to 1 year on a single charge via USB port
- ✓ High efficiency solar panel included for extending battery charge
- ✓ Water repellant module units
- ✓ Built-in jam protection for child and pet safety

PerfectTilt™
MOTORIZATION







PICK WITH CONFIDENCE

For whichever product you choose, all our shutters are made with a Norman® Promise. We build quality into every Norman® product to ensure long-term performance and value. The result is a trouble-free product ownership experience. Norman® stands behind all of its products with a

NO QUESTIONS ASKED WARRANTY*

*See official No Questions Asked warranty policy for details

WOODLORE®

- World's best-selling shutter
- Eco friendly wood composite shutter with patented coating, using medical polypropylene for extra safety and durability
- Environmentally safe and exceeds the most stringent international safety standards. VOC-safe and CARB compliant for off-gassing
- Unbeatable value - our most affordable program

WOODLORE® PLUS

- Advanced strength, technologies and options. It's Woodlore® but more
- ABS louvers built with aircraft inspired construction for maximum strength
- Made with high-grade ABS found in auto exteriors and home appliances
- Woodlore® composite engineered wood frames, stiles and rails
- Up to 20% wider panels than Woodlore®; more colors, tougher construction and waterproof option

NORMANDY®

- 100% premium hardwood shutter, luxuriously grained and durable
- Sustainably sourced from reforestation timber plantations
- Over 50 rich paint and stain colors
- Multiple hand sanding and finishing for heirloom furniture finish
- Wider panel options than Woodlore® Plus, to create more open views
- Excellent weight and strength ratio wood and naturally elegant

NORMAN® ULTRA

- Our flagship wood shutter; the finest wood shutter period.
- 100% premium-selected eco-friendly hardwood
- Made with 30% more wood than Normandy® to create the most robust and widest single panel option, up to 14% wider than Normandy®
- Painted with 30% more paint than Normandy® and 2 additional hand sanding and finishing sequences for ultimate furniture finish
- Over 50 rich paint and stain colors



WOODLORE®

THE WORLD'S BEST-SELLING SHUTTER

An iconic choice with renowned durability, strength and density. Resists peeling, cracking, chipping and yellowing. No wonder it's #1 among the world's homeowners. Now with a next-gen formulation utilizing 30% more wood in Woodlore®'s premium engineered wood composite core – real wood in an advanced state - Woodlore® is even more stable and robust, and stronger than solid wood shutters, free from any of wood's naturally occurring imperfections, and has higher resistance to heat damage such as warping, sagging, and cupping compared to PVC or vinyl shutters. It is also big on safety - VOC-safe and CARB compliant for off-gassing.

U.S. PATENTED POLYPROPYLENE COATING

Woodlore® features an exclusive medical-grade safe polypropylene coating with an UV inhibitor. Smooth, durable and robust, the coating provides extra protection against scratching, chipping, cracking, yellowing, fading, staining and heat damage. With polypropylene's prominent use in kids' toys and food packaging, the material is a proven favorite due to its stability and safety.

The extruded coatings in Woodlore® and Woodlore® Plus are covered by one or more patents. Go to NORMANUSA.COM for detailed listing of patents by product line.





WOODLORE® PLUS

LIKE WOODLORE® **BUT MORE**

Woodlore® Plus is a hybrid shutter utilizing light weight yet durable ABS for its louvers, a material often used in high-endurance applications such as appliances, car parts and helmets, while utilizing structured composite wood frames and rails. It allows for wider panels, more color choices, and a waterproof option. And now with 15% thicker louvers and stile core compared to first generation Woodlore® Plus, along with wooden inserts for more strength, Woodlore® Plus is tougher and more versatile than ever before.

LOUVER OF THE FUTURE

To maximize structural strength and rigidity of louvers while reducing weight, we looked to aeronautics in the development of Woodlore® Plus louvers. After countless hours of calculations through computer modeling, we developed an optimal structural design where each louver is reinforced by an intricate but hidden structural support system inspired by the design of wing spars of aircraft. Like the way spars keep a plane's wings from snapping throughout its decades of service, our exclusive construction creates a louver that is substantially stronger, rigid and lightweight. Each louver then undergoes multiple sanding and painting sequences for an impeccable finish and high-end look suitable for virtually all interiors.

*The extruded coatings in Woodlore® and Woodlore® Plus are covered by one or more patents.
Go to NORMANUSA.COM for detailed listing of patents by product line.*







NORMANDY®

NATURAL BEAUTY OF PREMIUM HARDWOOD

Sophisticated and unique, with real hardwood's unmistakable natural beauty and luxury. Normandy® is made from solid real hardwood sustainably farmed and harvested. The Paulownia hardwood in Normandy® stained shutters offers luxurious wood graining with elegant natural characteristics exhibiting both depth and character. All Normandy® hardwoods are prescription wood conditioned for extraordinary durability. They also exhibit one of the best strength to weight ratios among all wood types for shutters. There is nothing quite like the natural elegance of Normandy® hardwood shutters.



NORMAN® ULTRA

OUR FLAGSHIP WOOD SHUTTER: THE FINEST WOOD SHUTTER, PERIOD.

From durability to style options to build quality, Norman® Ultra represents the culmination of our 20-plus years of innovation and craftsmanship. By incorporating our very best ideas, design, and knowledge – along with our best materials, you'll see why we're proud to call Ultra our flagship shutter.

Ultra is made from 100% super-premium selected hardwood sourced from multiple tree species, taking the best part of each type of tree. Made with 30% more wood, Ultra is bigger, stronger, beefier and more robust. Overkill in durability, it is also astonishingly cool, collected and refined. And with 30% more paint, followed by multiple hand-sanding and finishing, Ultra embodies quality not unlike the finest heirloom furniture, carrying a modern effortlessness made to turn heads.

Our very best shutter, Ultra is constructed with the thickest and most robust stiles and rails in the world, the heftiest hinges, and the most colors, finishes and special options on the planet. It is truly furniture for your windows!



NORMAN® ULTRA

ULTRA WOOD MATERIALS

Our best materials and technologies combined with every imaginable option to truly create furniture for your windows. It utilizes 30% more wood, which undergoes our Prescription Wood Conditioning® process for extraordinary durability. Also, 30% more paint is used, followed by multiple hand-sanding and finishing, for quality found in heirloom furniture.

Robust stiles, thicker louvers, ultra strong and adjustable hinges make not just the world's best performing shutter panel, they are also a beautiful and impressive feast for the eyes.

ALL OPTIONS AT YOUR FINGERTIPS

Norman® Ultra leads the industry in styles, colors, finishes, hardware options, and other special options. With Ultra, every option we have is at your command.

NORMAN®
ULTRA HINGE



- Industry's #1 robust shutter hinge
- Made to perform for a lifetime
- Concealed "invisible" design for a contemporary clean look
- High-end satin finish



NORMAN®
SHUTTERS. BLINDS. SHADES.



FULL HEIGHT



CAFÉ SHUTTER



DOUBLE HUNG

CHOOSE YOUR SHUTTER TYPE



Bi-fold 90™



reddot award 2016
winner

Bi-fold 180™



Closed Bypass



Open Bypass

Bi-fold 180™ featuring AutoTilt™



Bi-fold 180™
with AutoTilt™



It's the traditional bi-fold shutter you know, but totally improved. The panels in Bi-fold 180™ stack tightly against each other for a space-saving solution that also provides a more streamlined look, and adjusts without the need for a tilt rod. Plus, the AutoTilt™ option tilts louvers closed automatically when panels are stacked to the side, a refinement offering even simpler and more convenient daily operation.

Bi-fold 90™




Closed Bypass



Open Bypass

From modern with a touch of traditional, to traditional with a touch of modern, we make frames for all window types and décors



50mm CAMBER DECO FRAME



50mm CLASSIC DECO FRAME



63mm MISSION DECO FRAME



76mm RIDGE DECO FRAME



VINTAGE L FRAME



BEADED L FRAME



31mm BEADED Z FRAME



38mm & 50mm BULLNOSE Z FRAME



76mm CROWN Z FRAME



50mm BEL AIR Z FRAME



DIRECT MOUNT



VINTAGE HANG STRIP
OUTSIDE MOUNT



 OUTSIDE MOUNT

 INSIDE MOUNT


 INSIDE OR OUTSIDE MOUNT



50mm CAMBER DECO FRAME

The 50mm Camber Deco Frame offers a refreshing update to the Classic Deco Frame and comes with traditional bead details and a more streamlined design. The Deco series is for outside mount applications and creates the look of a custom cased window. On drywall, it beautifies the window opening by covering up its imperfections

- ✓ Dry Wall With Trim
- ✓ Dry Wall Without Trim
- ✓ Wood Jamb With Trim
- ✓ Wood Jamb Without Trim





50mm CLASSIC DECO FRAME

The 50mm Classic Deco Frame offers a dashing and traditional look great for matching medium moldings and a more formal look. The Deco series is for outside mount applications and creates the look of a custom cased window. On drywall, it beautifies the window opening by covering up its imperfections

- ✓ Dry Wall With Trim
- ✓ Dry Wall Without Trim
- ✓ Wood Jamb With Trim
- ✓ Wood Jamb Without Trim



360° View




360° View

63mm MISSION DECO FRAME

A bold and invigorating take on a classic, the 63mm Mission Deco Frame is ready to complement contemporary décors. The Deco series is for outside mount applications and creates the look of a custom cased window. On drywall, it beautifies the window opening by covering up its imperfections

- ✓ Dry Wall With Trim
- ✓ Dry Wall Without Trim
- ✓ Wood Jamb With Trim
- ✓ Wood Jamb Without Trim





76mm RIDGE DECO FRAME

The 76mm Ridge Deco Frame offers a bold and traditional look great for matching heavier moldings and a more formal look. The Deco series is for outside mount applications and creates the look of a custom cased window. On drywall, it beautifies the window opening by covering up its imperfections

- ✓ Dry Wall With Trim
- ✓ Dry Wall Without Trim
- ✓ Wood Jamb With Trim
- ✓ Wood Jamb Without Trim





360° View

VINTAGE L FRAME

Presented here with vintage beaded details, the L frame is the frame type that started it all. L frames are for outside mount applications and give you that clean and traditional look, which has made itself a classic

- ✓ Dry Wall With Trim
- ✓ Dry Wall Without Trim
- ✓ Wood Jamb With Trim
- ✓ Wood Jamb Without Trim






BEADED L FRAME

Presented here with classic and dashing bead details, the L frame is the frame type that started it all. The L frame is for outside mount applications and give you that clean and traditional look, which has made itself a classic

- ✓ Dry Wall With Trim
- ✓ Dry Wall Without Trim
- ✓ Wood Jamb With Trim
- ✓ Wood Jamb Without Trim



360° View



360° View

76mm CROWN Z FRAME

The 76mm Crown Z Frame offers a bold and traditional look great for matching heavier moldings and a more formal look. Z frames are for inside mount applications and create a big shutter presence with a smaller footprint on your window opening, while giving your window the look of an upgraded casing

- ✓ Dry Wall With Trim
- ✓ Dry Wall Without Trim
- ✓ Wood Jamb With Trim
- ✓ Wood Jamb Without Trim





50mm BEL AIR Z FRAME

The 50mm Bel Air Z Frame offers a dashing and traditional look great for matching medium moldings and a more formal look. Z frames are for inside mount applications and create a big shutter presence with a smaller footprint on your window opening, while giving your window the look of an upgraded casing

- ✓ Dry Wall With Trim
- ✓ Dry Wall Without Trim
- ✓ Wood Jamb With Trim
- ✓ Wood Jamb Without Trim





360° View

38mm & 50mm BULLNOSE Z FRAME

The 38mm & 50mm Bullnose Z Frame offers a modern look with clean and contemporary lines in a sleek profile. Z Frames are for inside mount applications and give you a big shutter presence on a smaller footprint on your window opening, while giving your window the look of an upgraded casing

- ✓ Dry Wall With Trim
- ✓ Dry Wall Without Trim
- ✓ Wood Jamb With Trim
- ✓ Wood Jamb Without Trim





31mm BEADED Z FRAME

The 31mm Beaded Z Frame offers a smart and modern look in a compact and understated profile. Z Frames are for inside mount applications and give you a big shutter presence on a smaller footprint on your window opening, while giving your window the look of an upgraded casing

- ✓ Dry Wall With Trim
- ✓ Wood Jamb Without Trim
- ✓ Wood Jamb With Trim



360° View



360° View

HANG STRIP

The hang strip is ultra compact and gives you the look of having no frame at all. It installs inside the window opening behind the shutter panel. No framing outside the window opening is created, for a sleek look with a footprint completely inside the window opening

- ✓ Wood Jamb With Trim
- ✓ Wood Jamb Without Trim






DIRECT MOUNT

Shutters can be ordered with no frame at all, so that they are mounted directly within the window opening. A great look with pre-existing casing and window jambs. However, the window opening needs to be extremely square

- ✓ Wood Jamb With Trim
- ✓ Wood Jamb Without Trim



MISSION SILL CAP

The Mission Sill Cap offers modern style and can “cap” most marble sills effectively, building out the sill for a more upgraded look. The sill cap can also create a sill if the existing window opening is without a sill. Compared to a sill frame, the sill cap creates a sill with more projection



MISSION SILL FRAME

The Mission Sill Frame offers modern style and creates the look of a sill through the specially designed frame for a more upgraded look. Compared to the sill cap, the sill frame creates a sill with less projection

BEFORE





AFTER

- For supporting shutters on wide window expanses
- For dividing large window openings into smaller openings
- For matching panel locations to specific mullion locations
- For meeting specific design criteria. Our T-post widths are customizable to ensure consistent shutter panel widths



HORIZONTAL
T-POST





SINGLE

Panel layout can depend on window width. Fewer panels achieve a more open view. Extra wide panels are available in select shutter materials.



DOUBLE




MULTIPLE


Larger louvers
create panels
with fewer
louvers and
wider views



47mm



63mm





76mm



89mm



114mm



CHOOSE YOUR LOUVER SIZE



Standard Tilt



Offset Tilt



Standard Tilt with Divider Rail



InvisibleTilt™ with Split Tilt

INVISIBLETILT™



PerfectTilt™ Shutter Motorization

HOME AUTOMATION WITH **FLAIR!**

Put the power to command a house full of shutters in the palm of your hands. The PerfectTilt™ App tracks battery power, and when paired with the hub option, it enables control through iPhone or iPad. The ultimate in seamless and effortless control, PerfectTilt™ includes an auto switch feature that changes tilt methods automatically. Go from iPhone/iPad tilt to manual hand tilt to tilt with the premium-metal remote control featuring dial adjustment. There is no need to flip any extra switches or to take any extra steps. Plus, the optional repeater increases signal range for reliable control on large-scale compounds.

Enjoy breathtaking shutter automation with the backlit remote that's magnet mountable. Control a single shutter, a room of shutters, or every shutter in your house – exactly how you want it. PerfectTilt™'s module units are moisture resistant and are powered by 18650 Lithium-ion batteries, which can last up to a full year on a single charge via USB connector. Each shutter also includes a solar panel to extend battery life, sometimes for years on a single charge when installed in exceptionally sunny locations – for the ultimate in energy efficiency. Plus, get extra child and pet safety with the built-in sensor that stops louver rotation when needed.



The technologies in PerfectTilt™'s module unit, remote control and docking device are covered by one or more patents pending. Go to **NORMANUSA.COM** for detailed listing of patents by product line.



PerfectTilt™
MOTORIZATION





any shape, any size



SPECIALTY
SHAPES

















DAYNITE™ SHUTTER

DAYNITE™
SHUTTER





French Door A

Curved cutout solution for both handles and doorknobs that creates a finished look flush with the frame



French Door D

Square cutout for both handles and doorknobs is offset to accommodate the door handle, base plate or lock plate. It is also raised to accommodate the projection of door trim around the glass



French Door B

Curved cutout for both handles and doorknobs is offset to accommodate the door handle, base plate or lock plate. It is also raised to accommodate the projection of door trim around the glass



French Door C

Square cutout solution for both handles and doorknobs that creates a finished look flush with the frame



French Door E

Shutter with 60° angle cutout. The cutout is with batten on the back of the panel



French Door F

Shutter with rectangular cutout, and includes batten on the back of the panel



PANEL LOCKS



PANEL PULLS

ADDITIONAL OPTIONS

RAISED PANEL

LIBERTY ARCH

INVISIBLEHINGE™

HAND CARVED RAILS



Fish



Fleur De Lis



Rosette



Swan



Star



Wheat



Vine

PerfectTilt™ Shutter Motorization

HOME AUTOMATION WITH **FLAIR!**



NORMAN®
SHUTTERS. BLINDS. SHADES.

NORMANUSA.COM

36104-64100